



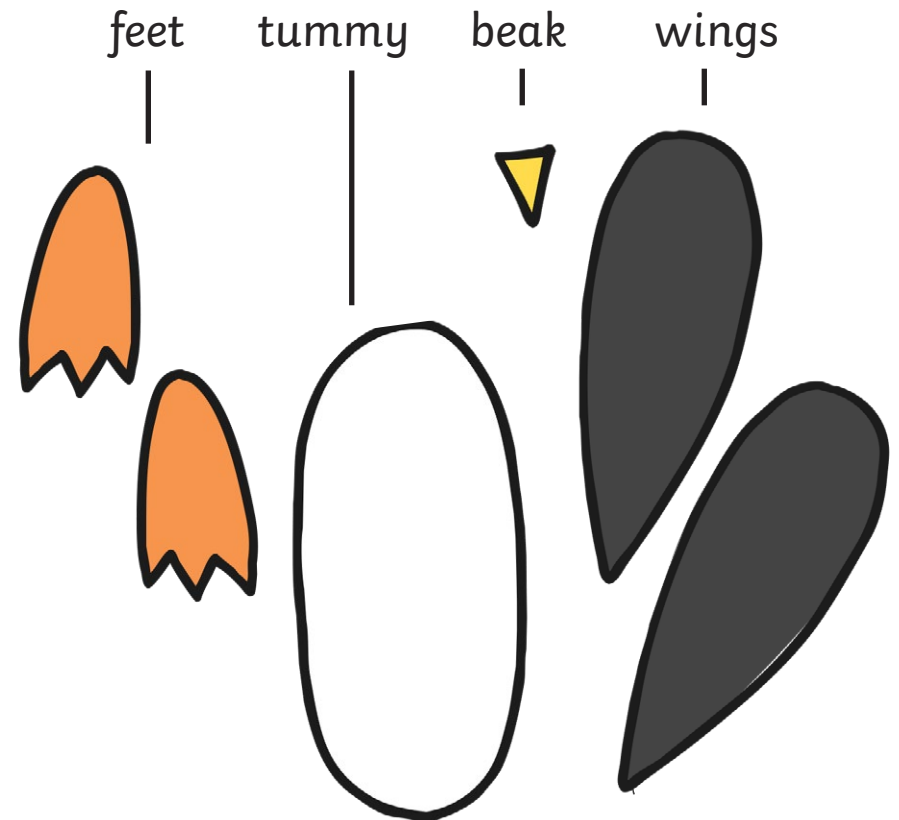
# Make a Penguin

**You will need:**  
a cardboard tube  
coloured paper  
googly eyes  
scissors  
glue




# 1

Cut out the shapes for the feet, wings, beak and tummy.




2

Glue some black paper to the outside of the cardboard tube.




3

Stick the tummy, beak and wings to the tube.



4

Stick the googly eyes and the feet onto the tube.



5

Leave your penguin in a safe place to dry.

