

Varied Fluency

Step 8: The Mean

National Curriculum Objectives:

Mathematics Year 6: (6S3) [Calculate and interpret the mean as an average](#)

Differentiation:

Developing Questions to support calculating the mean of up to 5 numbers. Questions and answers using whole numbers only.

Expected Questions to support calculating the mean of up to 6 numbers. Questions include some decimal numbers, answers using whole numbers only.

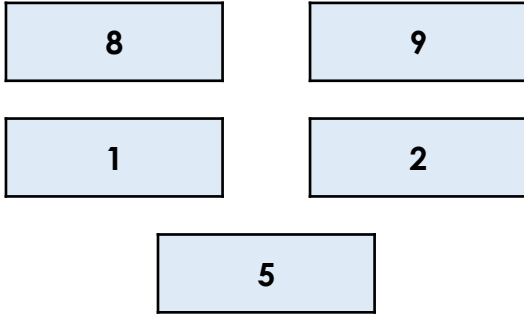
Greater Depth Questions to support calculating the mean of up to 6 numbers. Questions and answers include some decimal numbers and conversions of mm, cm and m.

More [Year 6 Statistics](#) resources.

Did you like this resource? Don't forget to [review](#) it on our website.

The Mean

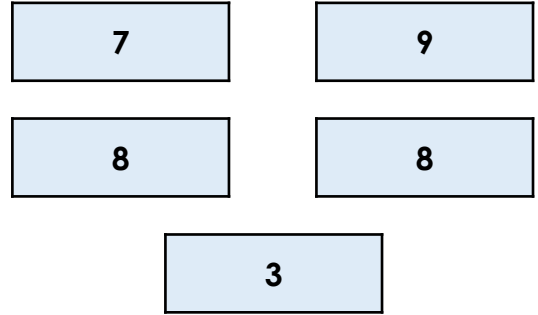
1a. Calculate the mean of these numbers.



VF


The Mean

1b. Calculate the mean of these numbers.




VF

2a. Tick the correct mean of these children's test scores.



VF

2b. Tick the correct mean of these children's Sports Day scores.



VF

3a. True or false? The mean of these numbers is 8.



VF

3b. True or false? The mean of these numbers is 7.



VF

4a. Four friends want to share out their sweets equally. They have 8, 4, 7 and 9 sweets.



What is the mean amount of sweets?



VF

4b. Four friends want to share their toys out equally. They have 9, 8, 3 and 12 toys.



What is the mean amount of toys?



VF

The Mean

5a. Calculate the mean of these numbers.

7.3	12
13.4	8
6	25.3



VF

The Mean


5b. Calculate the mean of these numbers.

26	15.1
8.8	11
6	41.1



VF

6a. Tick the correct mean of these children's test scores.




20	24	23
----	----	----



VF

6b. Tick the correct mean of these children's Sports Day scores.



24	25	26
----	----	----



VF

7a. True or false? The mean of these numbers is 16.

12.4	17	13.1
16.3	18.2	19



VF

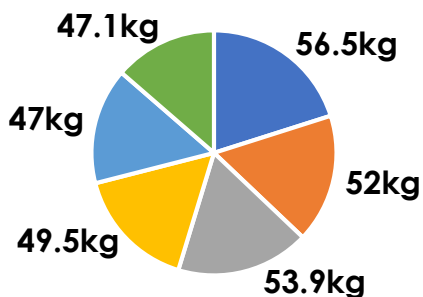
7b. True or false? The mean of these numbers is 19.

24.7	33	8.8
12.6	25	15.9



VF

8a. The chart below shows the weight of six different chimpanzees.



What is their mean weight?



VF

8b. The table below shows how much six friends spent on sweets.

Leon	£1.64
Alice	£0.65
Chloe	£2.33
Noah	£1.62
Jamie	£3.25
Samantha	£2.51



What is the mean amount they spent?



VF

The Mean

9a. Calculate the mean of these numbers.

321.9

65.7

256.8

27.9

12.1

134.6



VF

The Mean

9b. Calculate the mean of these numbers.

145.7

65.9

132.8

89.7

123.5

127.9



VF

10a. Calculate the mean value of the place value counters.

100

10

0.1

10

0.1

100



VF

10b. Calculate the mean of these coins.



VF

11a. True or false? The mean of these numbers is $108\frac{1}{4}$.

124

272

14.7

37.3

123

60.5



VF

11b. True or false? The mean of these numbers is $220\frac{1}{3}$.

34.1

561

128

432

2.9

164



VF

12a. Six children have been growing plants and want to calculate the mean height. They measure 12cm, 204mm, 0.17m, 18.3cm, 167mm, 0.14m.



What is their mean height in cm?



VF

12b. Six friends want to calculate their mean height. They measure 1.43m, 136cm, 1.4m, 139cm, 1410mm, 1350mm.



What is their mean height in metres?



VF

Varied Fluency
The Mean

Developing

- 1a. 5
- 2a. 15
- 3a. False (6)
- 4a. 7

Expected

- 5a. 12
- 6a. 24
- 7a. True
- 8a. 51kg

Greater Depth

- 9a. 136.5
- 10a. 36.7
- 11a. False ($105\frac{1}{4}$) or 105.25
- 12a. 16.4cm

Varied Fluency
The Mean

Developing

- 1b. 7
- 2b. 22
- 3b. True
- 4b. 8

Expected

- 5b. 18
- 6b. 26
- 7b. False (20)
- 8b. £2

Greater Depth

- 9b. 114.25
- 10b. £0.76
- 11b. True
- 12b. 1.39m